



An independent family business since 1867

External Midilift SL

Loads & Fixings - Lifts with Upper Level Door
(Up to 2m Travel)

Stannah

Lift Loads			
Position	FX (kN)	FY (kN)	FZ (kN)
A	0	0	4.3
B	2.9	0	0.9
D	2.9 (Note 3)	3.3 (Note 4)	3.2 (Note 3)

Notes:

1. Details provided apply to external applications where all specified fixings shall be made directly into solid substrate or structural members.

2. Loads

It shall be the customer's responsibility to ensure suitability of the building structure for the stated loads, both in terms of strength, & also suitability of the fixings proposed. If any doubts exist, it is advised that a structural engineer is consulted.

Loads from the lift occur as stated in the table & in sketch 'Lift Base'. Loads A & B stated in the table occur at each position indicated in the sketch 'Lift Structure'. All loads stated are for 'worst case' conditions (of load & travel) & wind loading of 25 m/s is included. Where applicable, appropriate load factors have been applied. No 'safety factors' are included.

2a. Horizontal plane loads

Fixings at positions A, B & D are compulsory. Forces at A & B apply as positive & negative in relevant directions (see sketch 'Positive Axes').

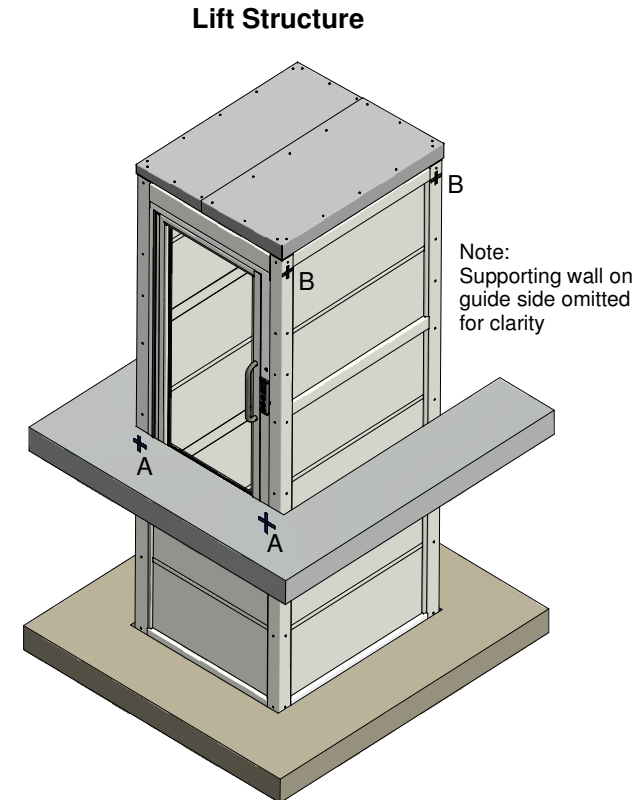
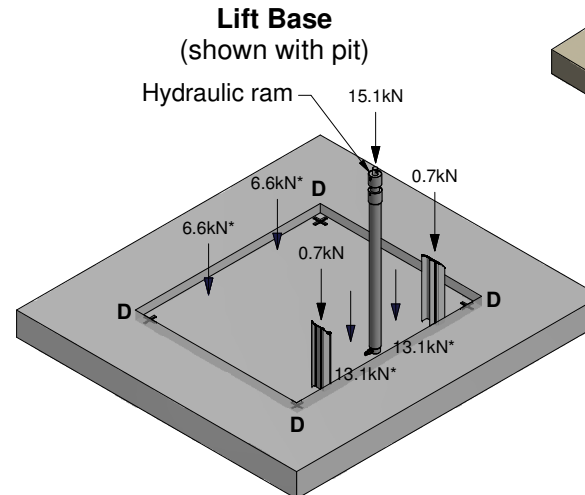
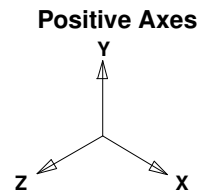
2b. Vertical plane loads

Fixings at D are compulsory. Fixings at D are made into floor (see sketch 'Lift Base') & are subject to loads stated in the table. Loads FY at D are due to structure weight. Additional vertical plane loads are shown in sketch 'Lift Base'; loads suffixed '*' correspond to contact points under lift platform buffers. All vertical plane loads act in the downward direction only & shall be considered as point loads.

3. Combine FX & FZ forces at D to give total shear force in fixing of 4.3kN

4. Loads shown are applicable for glass infill panels; reduces to 2.0kN for laminate infill panels.

5. Suitable structures for reaction of loads A & B are expected to be cast concrete or steelwork only.



Waiver

The data sheet is for guidance only & must not be used for proper working drawings. Please contact us for particular details before proceeding. Owing to our policy of continual improvement, we reserve the right to alter specifications & dimensions without prior notice.

Stannah Lifts Ltd.
Anton Mill, Andover,
Hampshire, SP10 2NX
Tel: 01264 339090
www.stannahlifts.co.uk

Information sheet
SL 823
24/10/2017